



Customer service and support Kundendienst und Unterstützung Service clients et support

FAQ



helpdesk.jungle gym.com/help



FAQ

E-mail



info@jungle gym.com

Phone



EU 0031 85 44 44 102

Monday-Friday,
CET 9:00am - 4:00pm
Local phone charges may apply.




General safety notice Allgemeine Sicherheitswarnung Avertissement de sécurité général



1-5 *

Warning!
Achtung!
Attention!

OWNER MANUAL



PART 1

my.jungle gym.com



1-12 *

Potential hazards
Potenzielle Gefahren
Dangers potentiels

Important: Before assembling and using this product, please carefully read the provided Use- and maintenance instructions (part 1) and assembly instructions (part 2) thoroughly.



1-7 *

Installation notices
Installationsplanung
Planification de l'installation

Wichtig: Lesen Sie vor der Montage und Benutzung dieses Produkts die beiliegende Gebrauchs- und Wartungsanweisungen (Teil 1) und die Montageanleitung (Teil 2) sorgfältig durch.



1-14 *

Assembly instructions
Montageanweisungen
Instructions de montage

Important: Avant de monter et d'utiliser ce produit, veuillez lire attentivement le manuel Instructions d'utilisation et de maintenance (partie 1) et les instructions de montage (partie 2).



1-7 *

Safe play instructions
Sichere Spielanweisungen
Consignes de jeu sécurité



* = Part 1



Complete climbing frame identification and registration


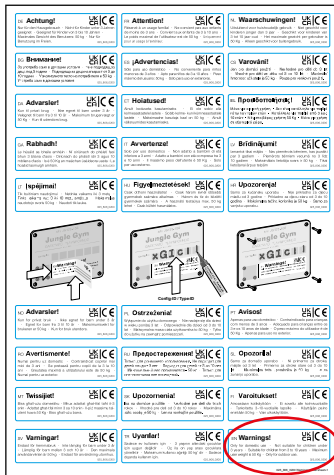
Identifizierung und Registrierung des kompletten Klettergerüsts

Identification et enregistrement de la structure d'escalade complète

Your design code
Ihr Designcode
Votre code de design



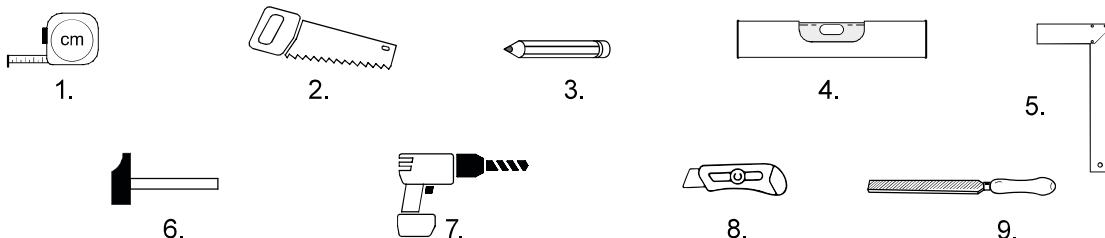
Complete climbing frame identification
Identifizierung des kompletten Klettergerüsts
Identification de la structure d'escalade complète



Required tools and materials

Benötigtes Werkzeug und Materialien

Outils et matériaux nécessaires

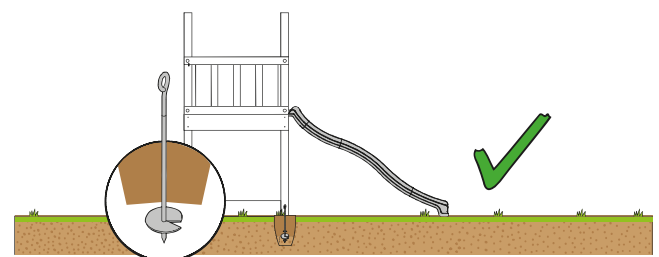
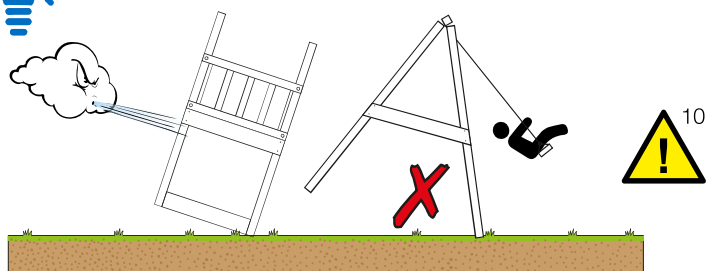
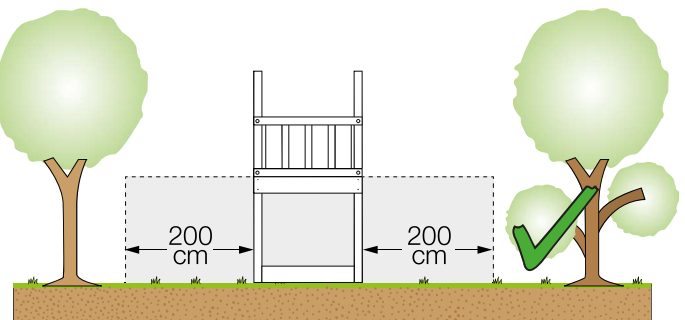
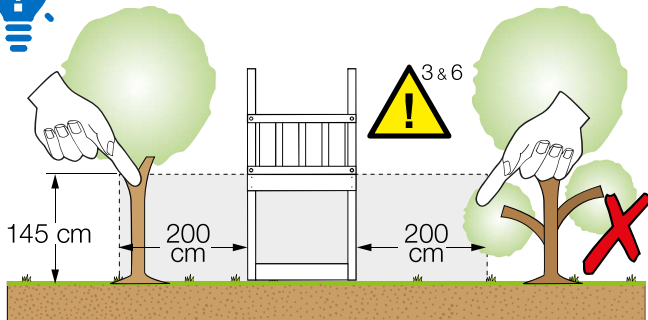
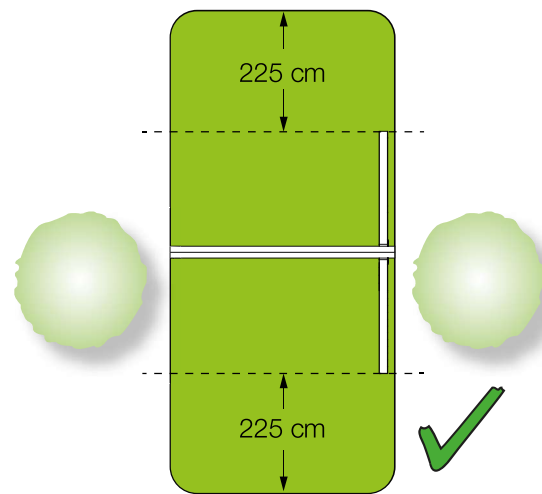
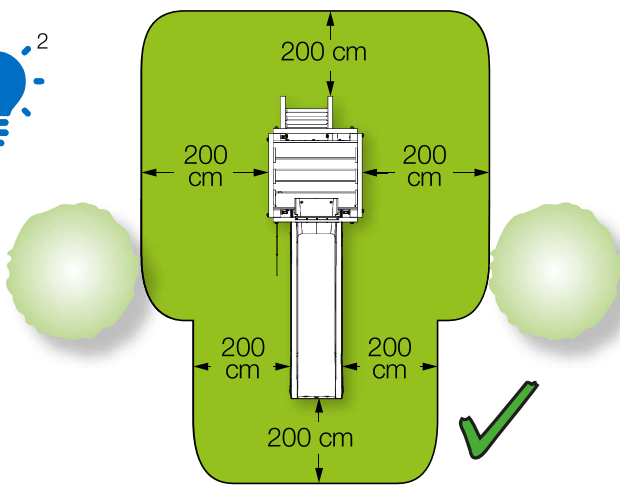
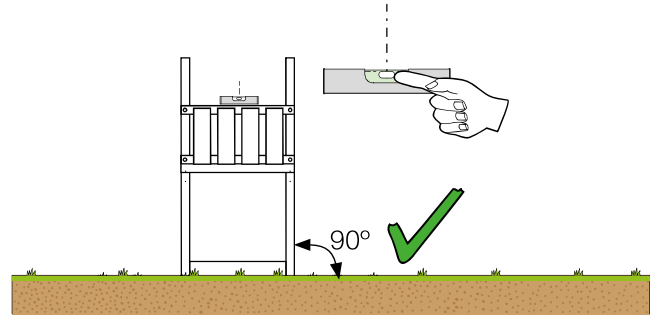
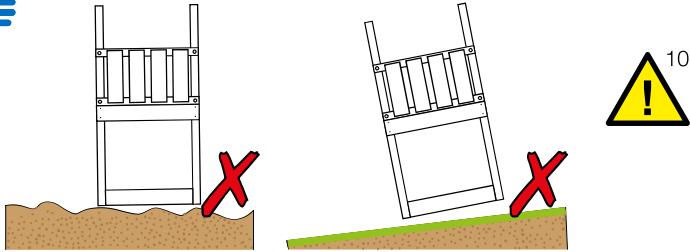


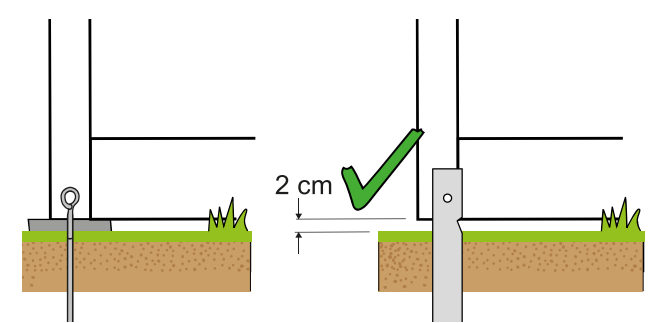
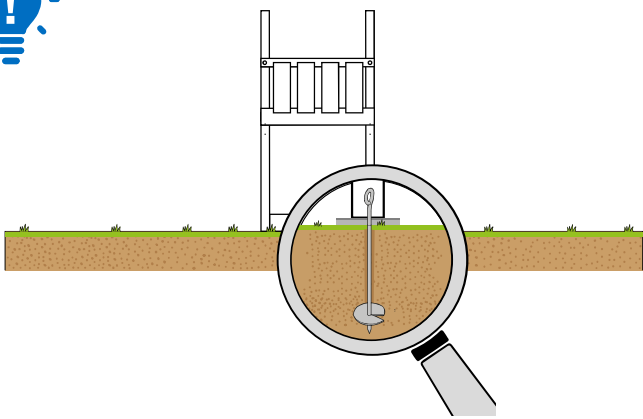

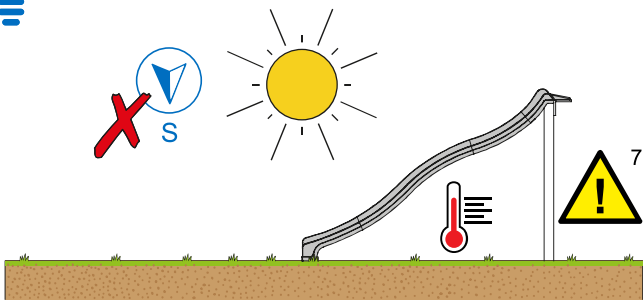
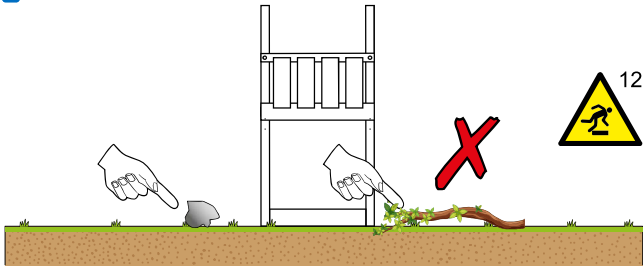


Installation and safety notices

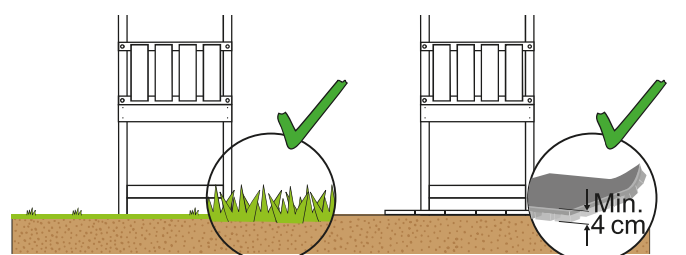
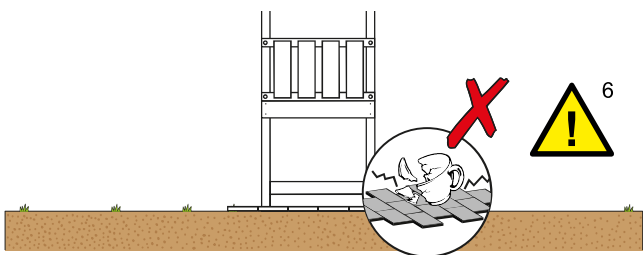
Installationsplanung und Sicherheitshinweise

Planification de l'installation et avis de sécurité





Shock absorbing surfaces Stoßdämpfende Oberflächen Surfaces d'absorption des chocs






Assembly instructions and safety notices

Montageanweisungen und Sicherheitswarnungen



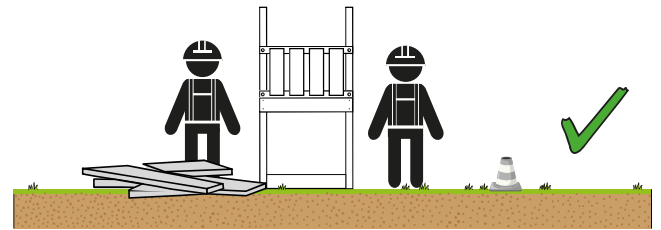

Instructions de montage et avis de sécurité



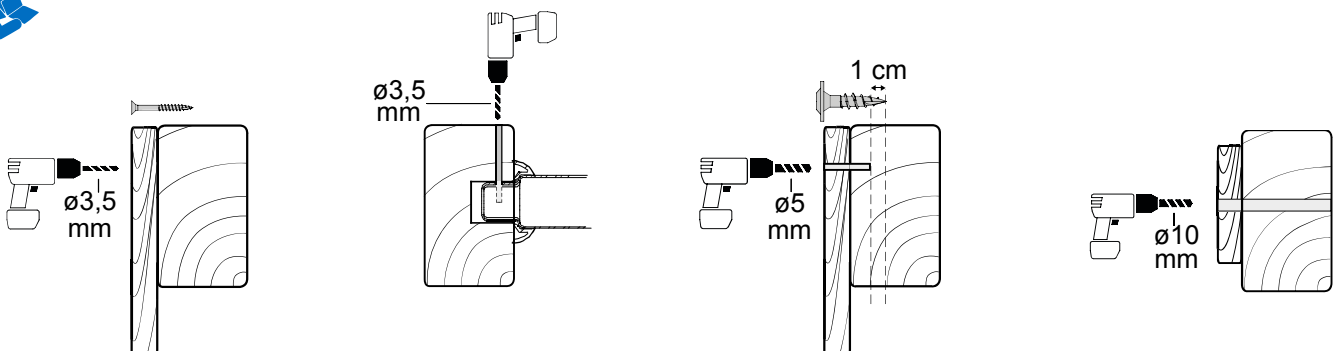
1&2

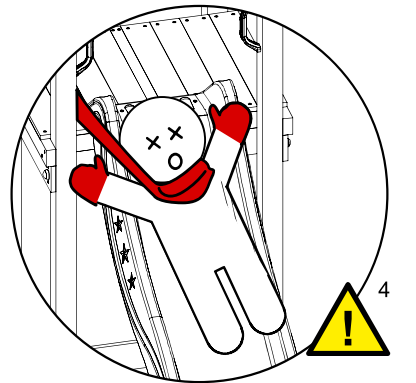
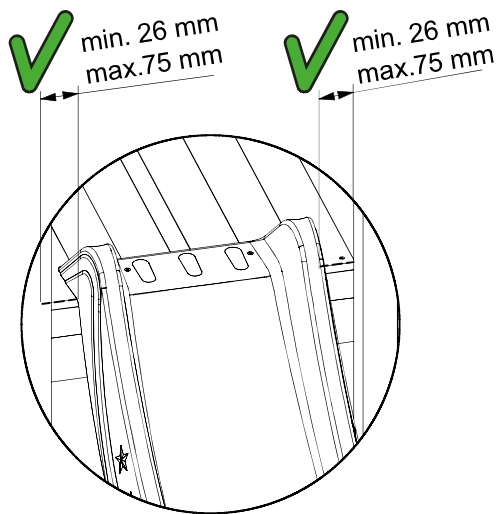
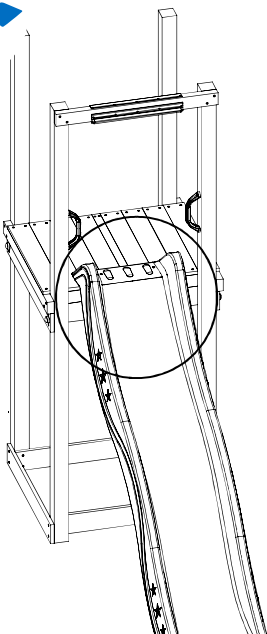
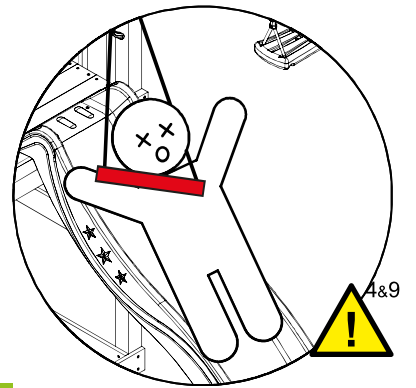
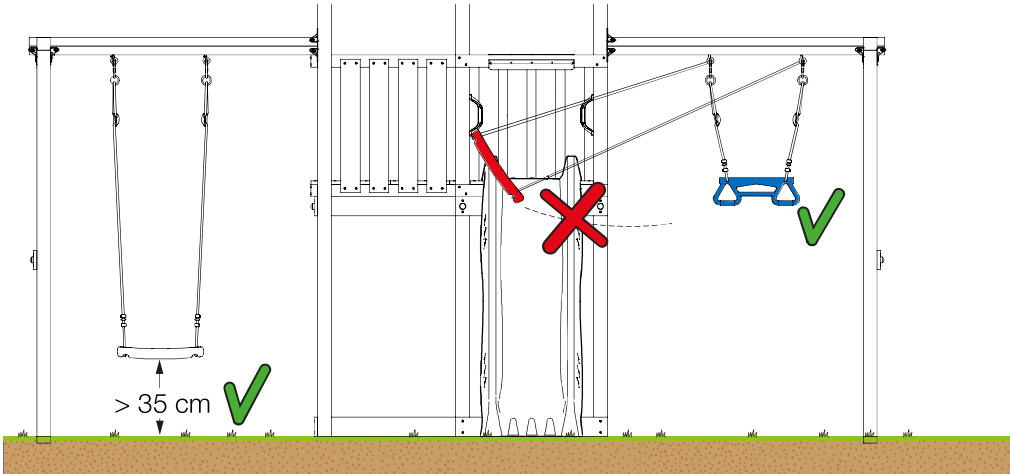
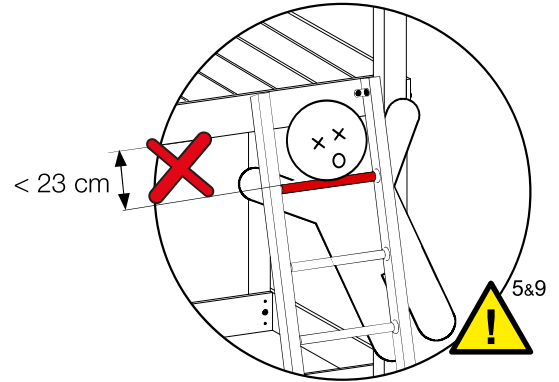
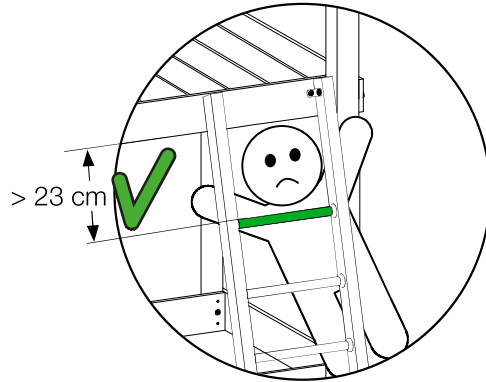
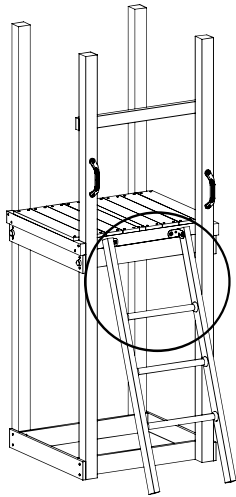


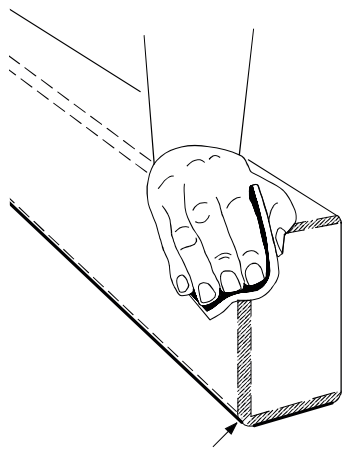
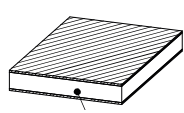
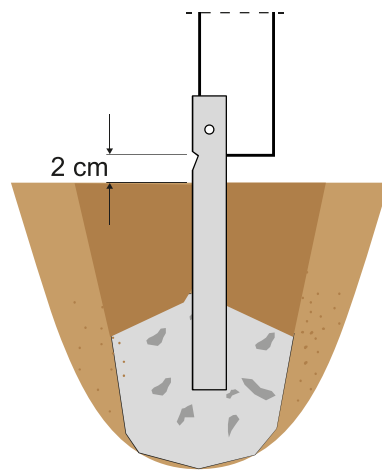
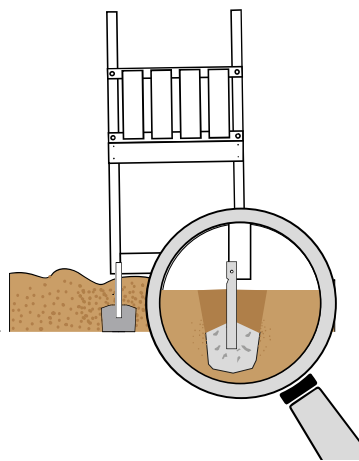
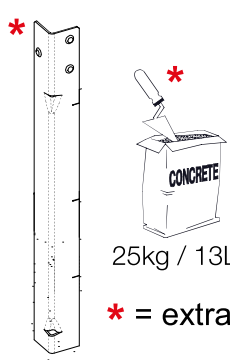
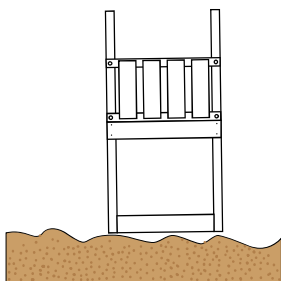
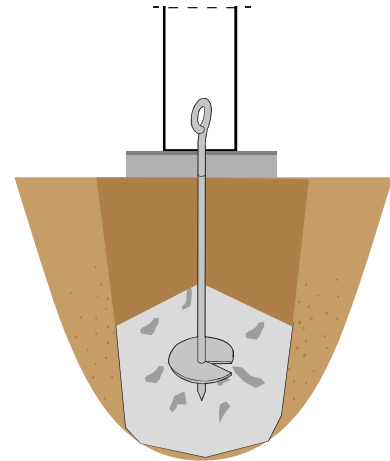
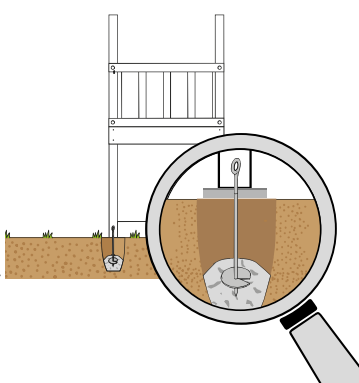
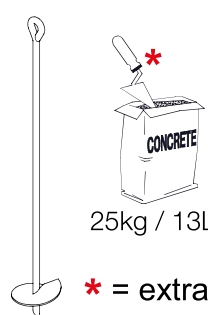
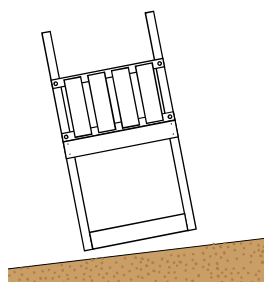
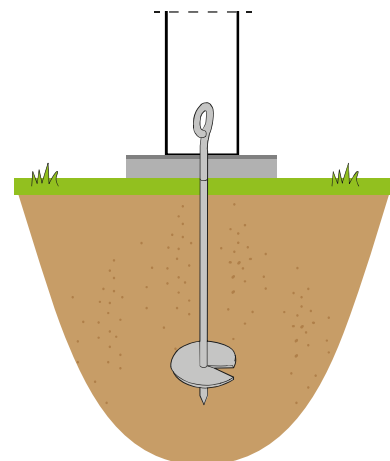
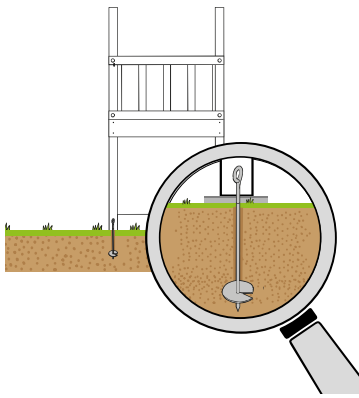
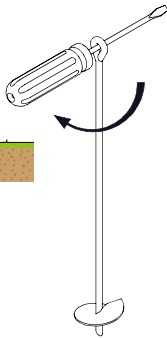
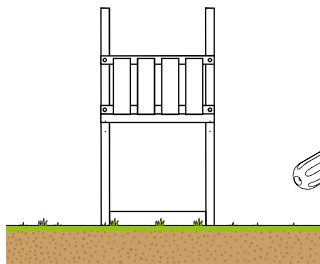
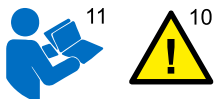
3&4



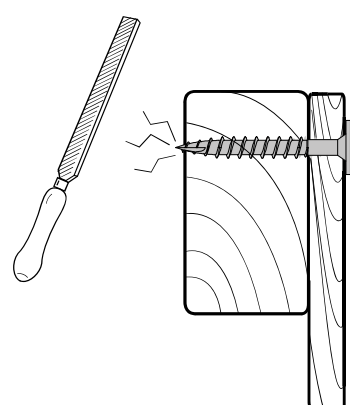
5







Radius 3 mm







Safe play instructions and safety notices

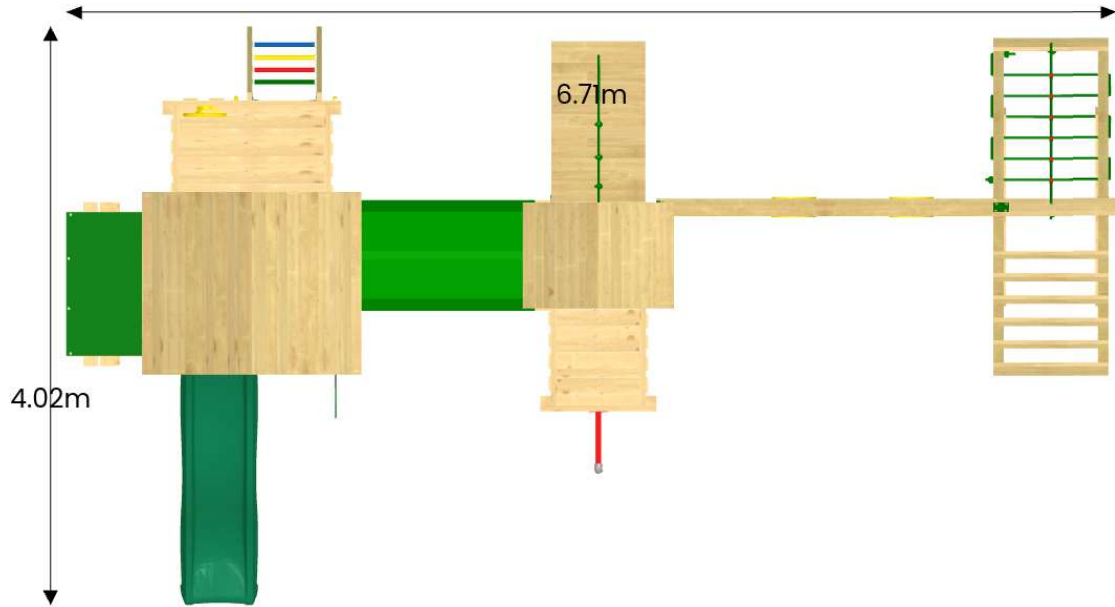
Sichere Spielanweisungen und Sicherheitswarnungen

Consignes de jeu sécurisé et avis de sécurité



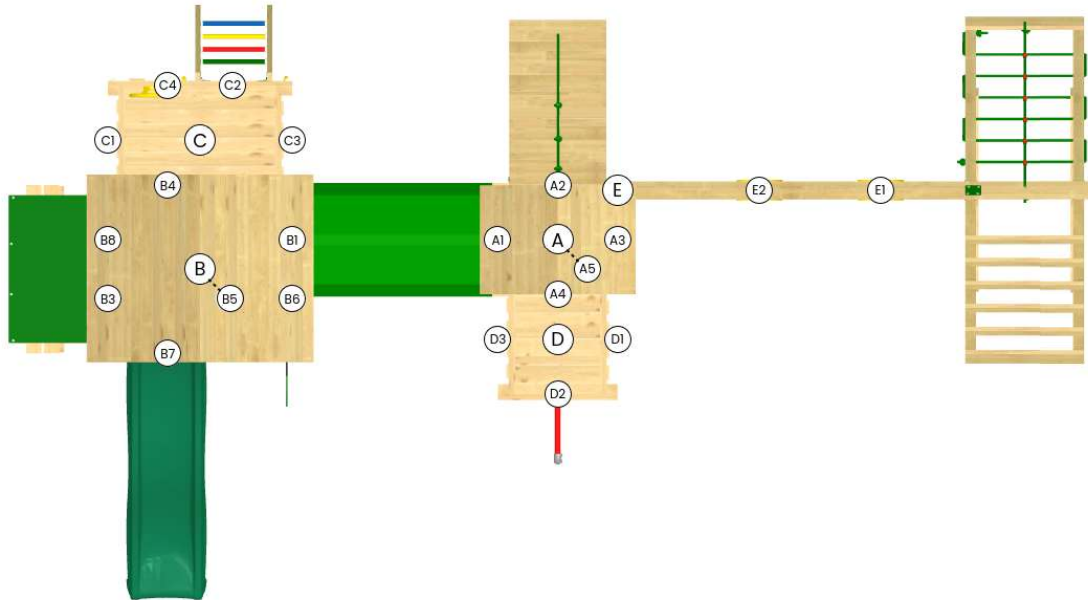


Dimensions Abmessungen Dimensions





Assembly sequence Montagereihenfolge Séquence d'assemblage



| | ID | | | A | B | C | D | E |
|----|-------|--|------|----|----|--------|--------|---|
| 1 | BT03a | | p.17 | ✓ | - | - | - | - |
| 2 | BT11a | | p.19 | - | ✓ | - | - | - |
| 3 | ET01a | | p.22 | - | - | - | ✓ | - |
| 4 | ET11a | | p.24 | - | - | ✓ | - | - |
| 5 | BL01a | | p.27 | - | - | C1, C3 | D1, D3 | - |
| 6 | BL04a | | p.28 | - | B8 | - | - | - |
| 7 | RF21a | | p.29 | A5 | - | - | - | - |
| 8 | RF08a | | p.32 | - | B5 | - | - | - |
| 9 | BF08a | | p.35 | - | B6 | - | - | - |
| 10 | PH06a | | p.37 | A3 | - | - | - | - |
| 11 | TB02a | | p.38 | A1 | B1 | - | - | - |
| 12 | LA17a | | p.43 | - | - | C2 | - | - |
| 13 | RA03a | | p.46 | A2 | - | - | - | - |
| 14 | PC06a | | p.50 | - | B3 | - | - | - |
| 15 | CL06a | | p.54 | - | - | - | - | ✓ |
| 16 | SL06a | | p.66 | - | B7 | - | - | - |
| 17 | FP02a | | p.70 | - | - | - | D2 | - |
| 18 | GA | | p.71 | ✓ | ✓ | ✓ | ✓ | ✓ |



Declaration of Conformity
 K Conformity Assessed
 -Konformitätserklärung
 Déclaration de conformité



(in accordance with 768/2008/EC)

Product range Activity toys for domestic use
 Produktfamilie Aktivitätsspielzeug für den häuslichen Gebrauch
 Gamme de produits Jouets d'activité à usage familial

DoC reference: 20241111_0500

Climbing frames

a. Assemblies for complete climbing frames - Bausätze für komplette Klettergerüste - Assemblages pour structures d'escalade complètes

| | |
|------------|---|
| Playtowers | 801_005, 801_009, 801_010, 801_013, 801_025, 801_040, 801_060, 801_070, 801_090, 801_095, 801_100, 801_103, 801_105, 801_110, 801_120, 801_200, 802_202, 802_204, 802_206, 802_208, 803_202, 803_204, 803_206, 803_208, 803_210, 809_802, 809_804 |
| Swings | 801_300, 801_601, 801_602 |
| Modules | 850_176, 850_177, 850_231, 850_232, 857_101, 857_102, 857_105, 857_106, 857_151, 857_152, 857_157, 857_158, 850_240 |

b. Assemblies for climbing frames elements - Bausätze für Klettergerüst-Elemente - Assemblages pour éléments de structures d'escalade

| | |
|----------------------------------|--|
| Base towers (BT) | BT01a, BT02a, BT03a, BT11a, BT14a, BT15a, BT20a |
| Extension towers (ET) | ET01a, ET02a, ET05a, ET06a, ET07a, ET08a, ET09a, ET10a, ET11a, ET12a, ET13a, ET14a, ET15a, ET16a, ET17a, ET18a, ET19a, ET20a, ET22a, ET23a, ET27a, ET28a, ET35a, ET29a, ET39a, ET40a |
| Veranda (VD) | VD01a, VD02a, VD03a, VD04a, VD05a |
| Bridges (CB, NB, BB, TB) | CB01a, CB01b, NB01a, BB01a, BB02a, TB01a, TB02a, TB03a, TB04a |
| Roofs (RF) | RF01a, RF21a, RF02a, RF03a, RF04a, RF05a, RF06a, RF20a, RF02b, RF03b, RF28a, RF07a, RF08a, RF22a, RF09a, RF23a, RF11a, RF12a, RF16a, RF07b, RF12b, RF08b, RF22b, RF09b, RF23b, RF11b, RF29a, RF14a, RF24a, RF15a, RF25a, RF18a, RF17a, RF18b, RF14b, RF24b, RF15b, RF25b |
| Balustrade (BL, BF) | BL01a, BL02a, BL11a, BL12a, BL21a, BF25a, BF26a, BF27a, BF28a, BL03a, BL04a, BL13a, BL14a, BF01a, BF02a, BF03a, BF04a, BF05a, BF06a, BF07a, BF08a, BF01b, BF02b, BF03b, BF04b, BF05b, BF06b, BF07b, BF08b, BL05a, BL06a, BL07a, BL08a, BL09a, BL10a, BL15a, BL16a, BF21a, BF22a, BF23a, BF24a, BF21b, BF22b, BF23b, BF24b |
| Playhouse (PH) | PH03a, PH04a, PH05a, PH06a, PH10a, PH11a, PH40a, PH41a, PH12a, PH13a, PH14a, PH15a, PH42a, PH43a, PH44a, PH45a, PH16a, PH17a, PH18a, PH19a, PH30a, PH31a, PH16b, PH17b, PH18b, PH19b, PH46a, PH47a, PH48a, PH49a, PH16c, PH17c, PH18c, PH19c, PH46b, PH47b, PH48b, PH49b, PH20a, PH21a, PH22a, PH23a, PH24a, PH25a, PH26a, PH27a, PH32a, PH33a, PH52a, PH53a, PH54a, PH55a, PH56a, PH57a, PH50a, PH51a, PH26b, PH27b, PH26c, PH27c, PH56b, PH57b |
| Ladder (LA) | LA05a, LA06a, LA01a, LA02a, LA09a, LA03a, LA04a, LA01b, LA02b, LA09b, LA03b, LA04b, LA11a, LA12a, LA13a, LA14a, LA15a, LA16a, LA17a, LA18a, LA31a, LA32a, LA33a, LA34a, LA35a, LA36a, LA37a, LA38a, LA11b, LA12b, LA13b, LA14b, LA15b, LA16b, LA17b, LA18b, LA19a, LA20a, LA21a, LA22a, LA23a, LA24a, LA25a, LA26a, LA43a, LA44a, LA45a, LA46a, LA23b, LA24b, LA25b, LA26b |
| Two Step Ladder (TS) | TS01a, TS01b, TS02a, TS02b, TS03b, TS22a, TS05a, TS06a, TS07a, TS08a, TS09a, TS10a, TS11a, TS12a, TS15a, TS16a, TS17a, TS18a, TS19a, TS20a, TS21a, TS22a |
| Rope Ladder (RL) | RL01a, RL02a, RL05a, RL06a, RL07a, RL08a, RL09a, RL10a, RL11a, RL12a, RL15a, RL16a, RL19a, RL20a |
| Rock wall (RW) | RW01a, RW02a, RW01b, RW02b, RW03b, RW31a, RW32a, RW33a, RW05a, RW06a, RW07a, RW08a, RW09a, RW10a, RW11a, RW12a, RW40a, RW41a, RW15a, RW16a, RW17a, RW18a, RW19a, RW20a, RW46a, RW47a |
| Ramp (RA) | RA01b, RA02b, RA03a, RA04a, RA21a, RA05a, RA06a, RA07a, RA08a, RA05b, RA06b, RA07b, RA08b, RA11a, RA12a, RA09b, RA10b, RA11b, RA12b |
| Net (NA, NS) | NA01a, NA02a, NS01a, NS02a, NS03a, NS21a, NA04a, NA05a, NS04a, NS05a, NS06a, NS07a, NA08a, NA09a, NS08a, NS09a |
| Boat (BO) | BO01a |
| Market (MT) & Target Canvas (TC) | MT01a, MT02a, TC01a, TC02a, MT01b, MT02b, TC01b, TC02b, MT05a, MT06a, MT11a, MT12a |
| Picnic (PC) | PC01a, PC01b, PC05a, PC06a, PC09a, PC10a |
| Gymnastics bar (GY) | GY01a |
| Fireman's pole (FP) | FP01a, FP02a, FP04a, FP05a, FP06a, FP07a, FP23a, FP24a, FP25a, FP26a, FP27a, FP28a |
| Slides (SL) | SL01a, SL02a, SL03a, SL06a, SL07a, SL08a, SL09a, SL10a, SL11a, SL12a, SL13a, SL26a, SL27a, SL28a, SL29a |
| Swing (SM) | SW17a, SW21a, SW18a, SW22a, SW19a, SW23a, SW01a, SW05a, SW02a, SW06a, SW03a, SW07a, SW09a, SW13a, SW10a, SW14a, SW11a, SW15a |
| Climb (CL) | CL17a, CL21a, CL18a, CL22a, CL19a, CL23a, CL01a, CL05a, CL02a, CL06a, CL03a, CL07a, CL09a, CL13a, CL10a, CL14a, CL11a, CL15a |
| Universal Beam (UB) | UB01a, UB04a, UB02a, UB05a, UB03a, UB06a, UB07a, UB08a |
| Accessories (AC) | AC40a, AC30a, AC31a, AC32a, AC33a, AC01a, AC05a, AC07a, AC03a, AC04a, AC06a, AC23a, AC22a, AC24a, AC21a, AC25a, AC02a, AC09a, AC08a, AC10a |

Construction packages

a. Assembly kits for complete climbing frames - Bausätze für komplette Klettergerüste - Kits de construction pour structures d'escalade complètes

| | |
|------------|---|
| Playtowers | 401_015, 401_080, 401_125, 402_201, 402_202, 402_204, 402_206, 402_208, 403_202, 403_204, 403_206, 403_208, 403_210, 409_802, 409_804 |
| Swings | 401_300, 401_600 |
| Modules | 457_005, 457_102, 457_103, 457_106, 457_107, 457_205 |

b. Assembly packs for climbing frames elements - Baupakete für Klettergerüst-Elemente - Packs de construction pour éléments de structures d'escalade

| | |
|----------------|---|
| Sub assemblies | 194_002, 194_003, 194_004, 194_006, 194_007, 194_008, 194_009, 194_010, 194_011, 194_100, 194_101, 194_102, 194_103, 194_104, 194_105, 194_107, 194_108, 194_109, 194_110, 194_111, 194_112, 194_113, 194_114, 194_115, 194_116, 194_117, 194_118, 194_119, 194_300, 194_308, 194_312, 194_500, 194_501, 194_508, 194_510, 194_802, 194_804, 194_809, 194_810, 194_811, 194_812 |
|----------------|---|

Accessories and components - Zubehör und Komponenten - Accessoires et composants

| | |
|----------------|--|
| Slides XL | 324_100, 324_200, 324_300, 324_400, 324_500, 324_600 |
| Slides XXL | 334_100, 334_200, 334_300, 334_400, 334_500, 334_600 |
| Fireman's pole | 201_275 |
| Climbing | 201_060, 201_273 |
| Imagination | 201_280, 201_285, 201_290, 201_295, 202_473, 450_310, 450_320, 450_330 |
| Swinging | 250_001, 250_013, 250_025, 250_034, 250_053 |
| Functional | 123_220, 123_222, 123_230, 201_115, 201_220, 201_250, 201_260, 201_270, 202_620, 202_621, 202_622, 202_623, 202_624, 202_625, 202_626, 202_627, 202_628, 202_629, 202_824, 250_065, 250_070, 250_075 |

Applicable EU and UK directives and standards

General

- Product Safety Regulation (GPSR 2023/988/ EC)
- UK General Product Safety Regulations 2005 (GPSRs SI 2005/1803)
- General Product Safety Regulations 2005 (GPSRs SI 2005/1803)
- Reach directive 1907/2006
- AfPS GS 2019:01 PAK

Activity Toys

- Toy Safety Directive (TSD 2009/48/EC)
- UK Toys (Safety) Regulations 2011 (TSR SI 2011/1881)
- Harmonised European and UK toy standard (EN 71-1 -2,-3, and -8).

Additional audits

Test reports / Certificate: TÜV Rheinland Product Safety GmbH
Prüfbericht / Zertifikat: Am Grauen Stein, 51105 Köln, Germany
Rapport d'essai / certificate: Zertifikat: R 60010766, R 60024578
Prüfbericht: 21115718_003/004/005, 21140630_001/002

Dekra Automobil GmbH
Handwerkstraße 15, 70565 Stuttgart, Germany
Prüfbericht: 340331500_55245585/13-2

Laboratoire National de métrologie et d'essais (LNE)
29 Avenue Roger Hennequin, 78197 Trappes Cedex, France
Revue documentaire: K080196

Design

Product image:
Produktbild:
Image du produit:

Design code:

R J Q 4 d c

Production date:

21-11-2024



Declaration

This declaration of conformity is issued solely under the responsibility of the manufacturer, who asserts that the aforementioned products comply with the applicable directives and harmonized standards, provided that installation, assembly, and maintenance are performed in accordance with the instructions supplied.

Diese Konformitätserklärung wird ausschließlich unter der Verantwortung des Herstellers ausgestellt, der erklärt, dass die genannten Produkte den geltenden Richtlinien und harmonisierten Standards entsprechen, vorausgesetzt, dass Installation, Montage und Wartung gemäß den bereitgestellten Anweisungen durchgeführt werden.

Cette déclaration de conformité est émise uniquement sous la responsabilité du fabricant, qui affirme que les produits mentionnés ci-dessus sont conformes aux directives applicables et aux normes harmonisées, à condition que l'installation, le montage et l'entretien soient réalisés conformément aux instructions fournies.

Manufacturer details

Jungle Gym B.V.
P.O. Box 75083
1059 CD Amsterdam,
Netherlands
info@junglegym.com
+31 85 44 44 100

Jungle Gym
BACKYARD PLAYGROUNDS
— since 1988 —

Amsterdam, November 1st, 2024

On behalf of the manufacturer
Jungle Gym B.V.


Paul Schmit
CEO